

Scaled data based on original data using
LM-79-08 Approved Method: Electrical and Photometric Measurements of Solid-
State Lighting Products

Test Report Prepared for
Cooper Lighting Solutions
(formerly Eaton)

Brand: McGRAW-EDISON

Report Number: P387038

Luminaire Tested: **GWC-SA2D-730-U-T2-HSS**

Issue Date: 3/3/2020

Test Information

Test Method: LM-79-08
Report Number: P387038
TEST IS SCALED FROM IESNA LM-79-08 TEST DATA (G2-1903-205-13)
Test Lab: INNOVATION CENTER
Issue Date: 3/3/2020
Manufacturer: COOPER LIGHTING SOLUTIONS (FORMERLY EATON)
Product Line: MCGRAW-EDISON
Catalog Number: GWC-SA2D-730-U-T2-HSS
Description: GALLEON WALL LUMINAIRE
(2) 70 CRI, 3000K, 1200mA LIGHTSQUARES WITH 16 LEDS EACH AND TYPE II OPTICS WITH HOUSE SIDE SHIELD
Light Source: -
Ballast/Driver: ELECTRONIC DRIVER

Summary

Lumens per Lamp: N/A
Luminaire Lumens: 10492 lumens
Efficiency: N/A
Efficacy: 81.3 lumens/watt
Luminous Opening: Rectangular (W 1' x L: 0.5' x H: 0')
IES Classification: Type II - Medium
BUG Rating: B1 - U0 - G2

Input Watts (W): 129
Input Voltage (V): NR
Input Current (A_{in}): NR
Voltage Rise (V): NR
Power Factor: NR
Total Harmonic Distortion (THDi): NR
Frequency (hertz): 60
Stabilization Time: NR
Operation Time: NR
Ambient Temperature (°C): NR
Test Distance: 24 FT

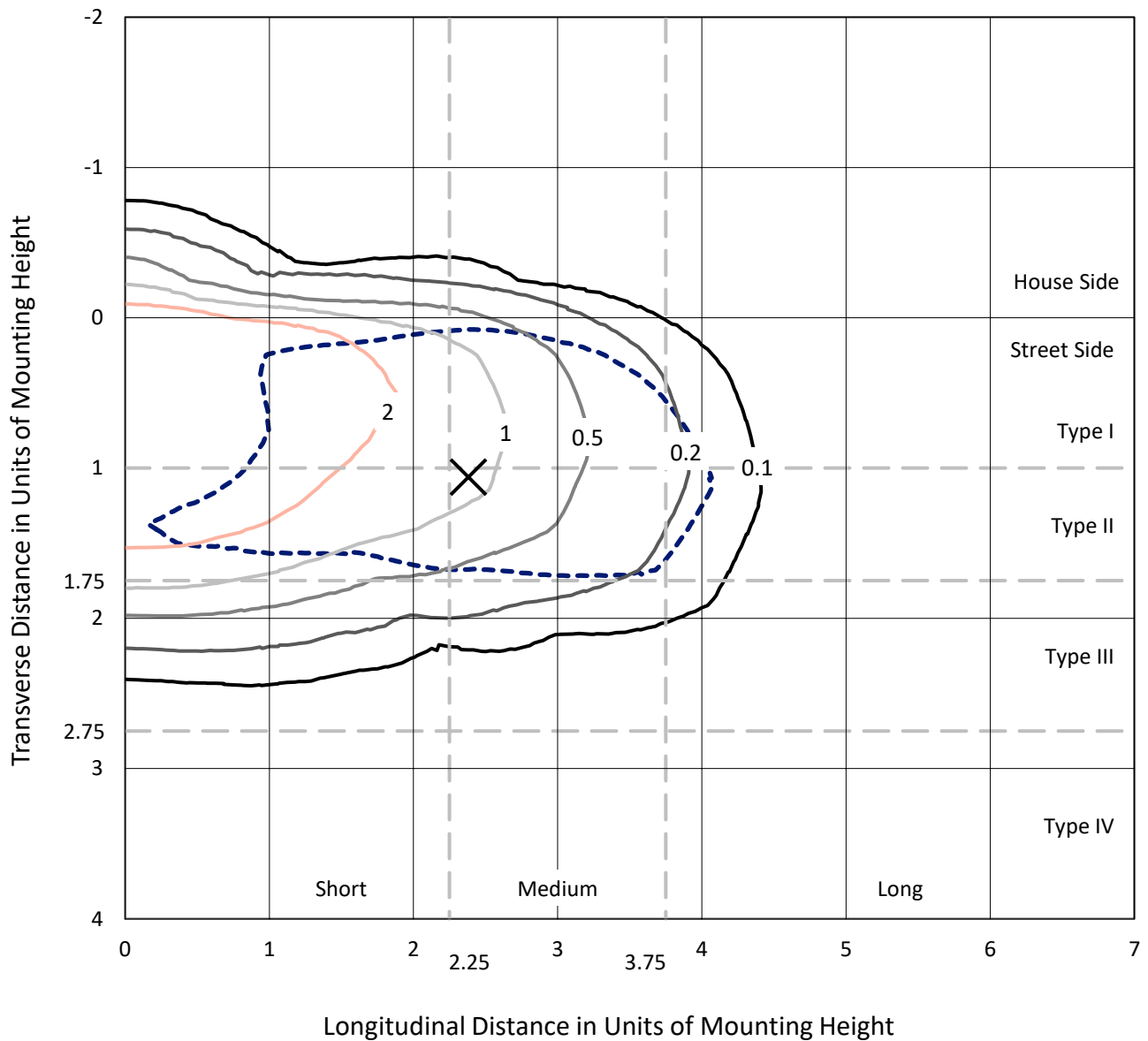


REPORT NUMBER: P387038

CATALOG NUMBER: GWC-SA2D-730-U-T2-HSS

Iso-Footcandle Lines of Horizontal Illumination

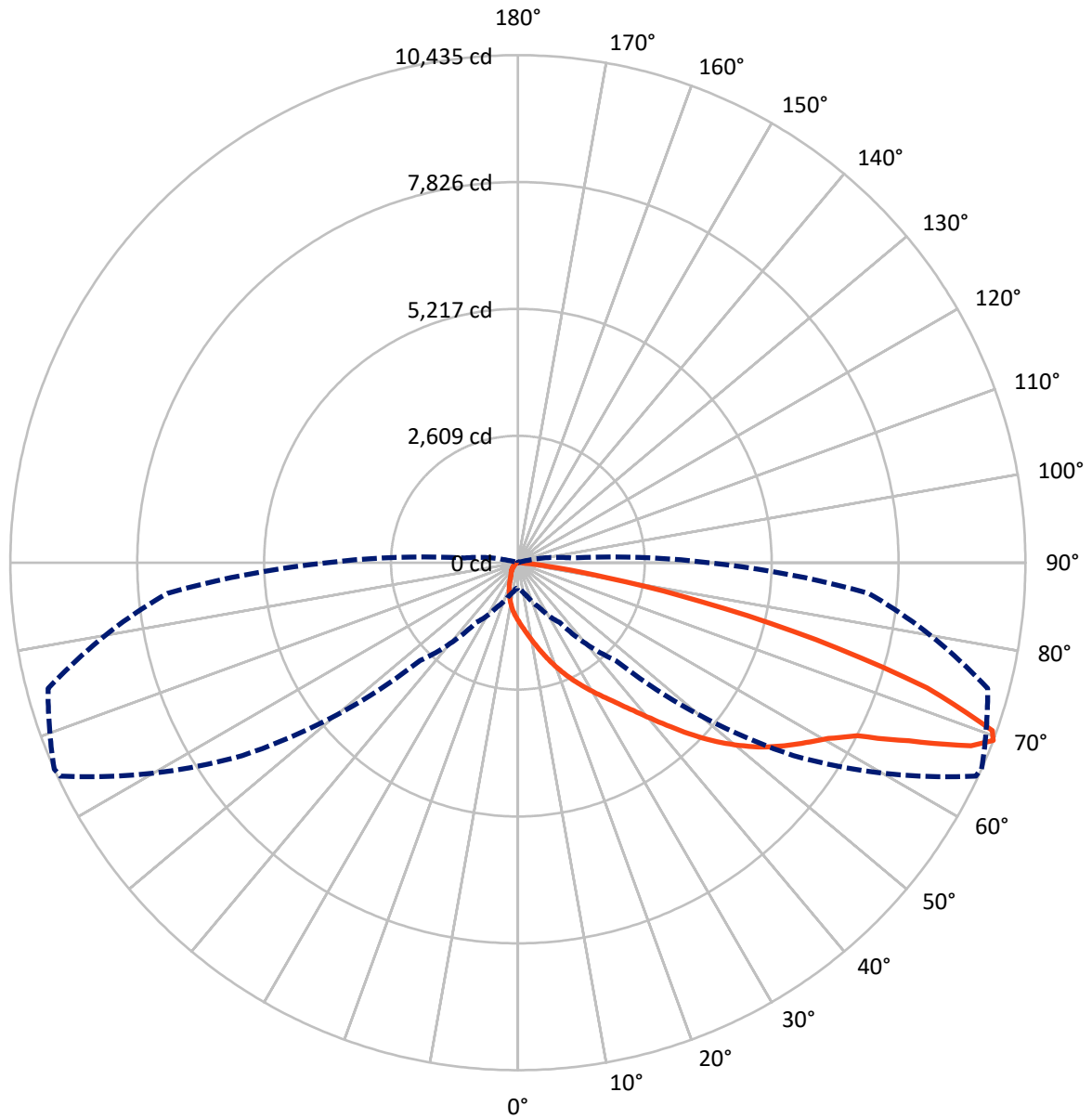
✕ Max cd
 - - - 1/2 Max cd



Based on 20 foot mounting height. Maximum calculated value = 4.9 fc
 Type II - Medium - N/A

REPORT NUMBER: P387038
CATALOG NUMBER: GWC-SA2D-730-U-T2-HSS

Luminous Intensity Polar Plot



— Vertical Plane Through 66-Deg Lateral - - - Horizontal Cone Through 69-Deg Vertical

REPORT NUMBER: P387038

CATALOG NUMBER: GWC-SA2D-730-U-T2-HSS

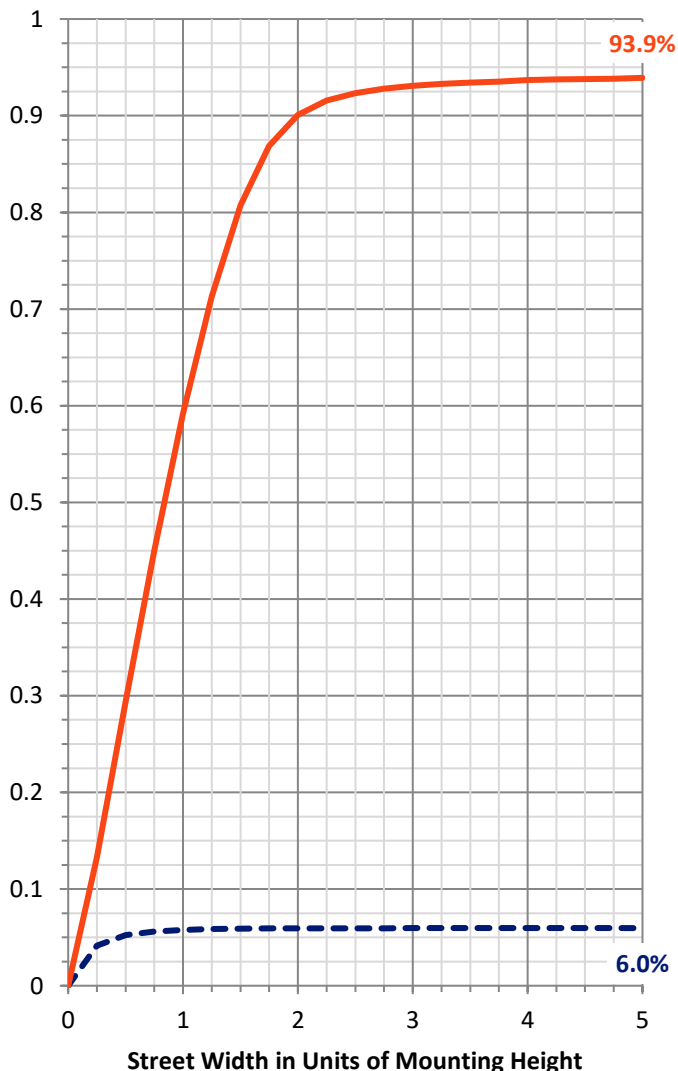
FLUX DISTRIBUTION:

		Downward	Upward	Total
House Side	Lumens	629.4	0.0	629.4
	% Fixture	6.0	0.0	6.0
Street Side	Lumens	9862.6	0.0	9862.6
	% Fixture	94.0	0.0	94.0
Total	Lumens	10492.0	0.0	10492.0
	% Fixture	100.0	0.0	100.0

ZONAL LUMENS:

Zone	Lumens	% Fixture
0°-10°	115.4	1.1
10°-20°	343.5	3.3
20°-30°	598.2	5.7
30°-40°	1049.5	10.0
40°-50°	1756.7	16.7
50°-60°	2582.1	24.6
60°-70°	2651.2	25.3
70°-80°	1308.8	12.5
80°-90°	86.5	0.8
90°-100°	0.0	0.0
100°-110°	0.0	0.0
110°-120°	0.0	0.0
120°-130°	0.0	0.0
130°-140°	0.0	0.0
140°-150°	0.0	0.0
150°-160°	0.0	0.0
160°-170°	0.0	0.0
170°-180°	0.0	0.0
0°-90°	10492.0	100.0
0°-180°	10492.0	100.0

Coefficient of Utilization



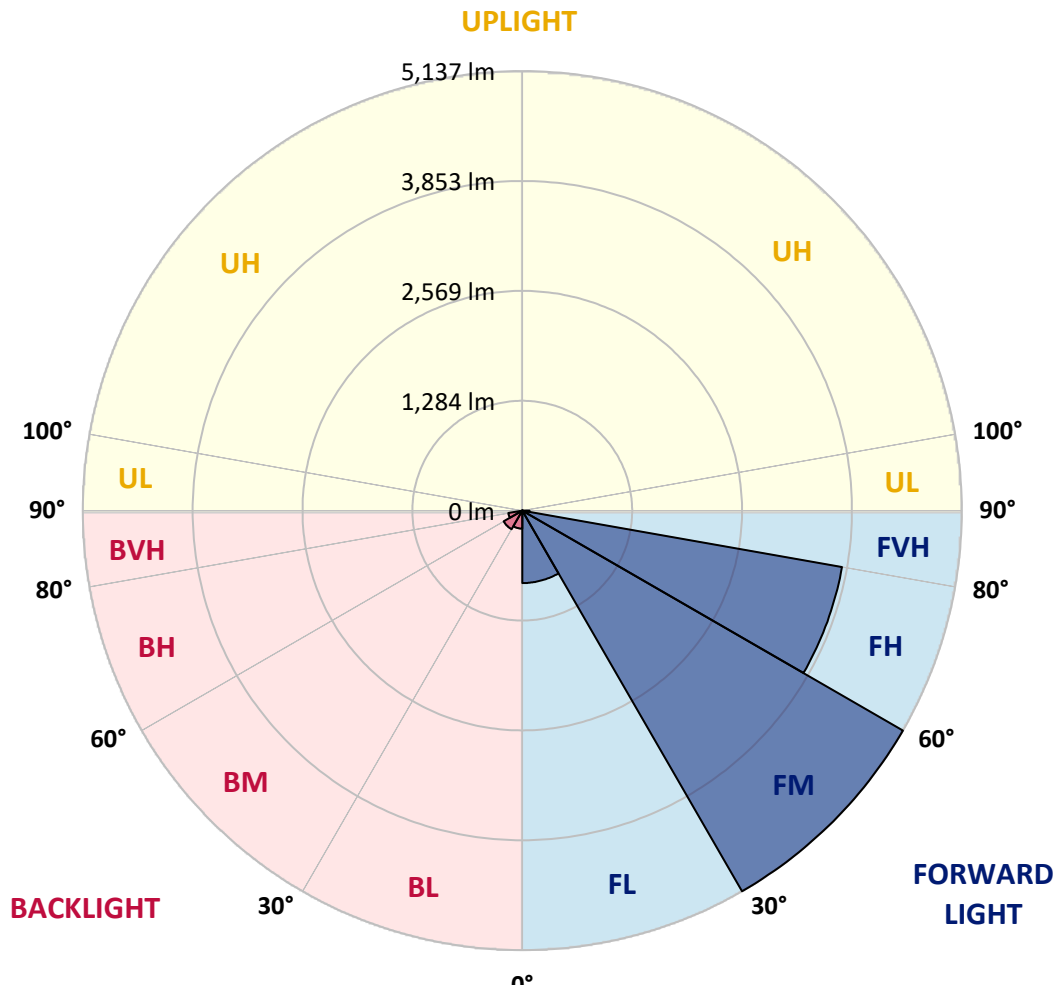
REPORT NUMBER: P387038

CATALOG NUMBER: GWC-SA2D-730-U-T2-HSS

LUMINAIRE CLASSIFICATION SYSTEM LUMEN TABLE AND BUG RATING:

Zone	Lumens	% Fixture	Zone Rating/Lumen Limit		
			B	U	G
FL (0°-30°)	846.6	8.1			
FM (30°-60°)	5137.4	49.0			
FH (60°-80°)	3794.2	36.2			G2/5000
FVH (80°-90°)	84.5	0.8			G1/100
BL (0°-30°)	210.5	2.0	B1/500		
BM (30°-60°)	250.9	2.4	B1/1000		
BH (60°-80°)	165.9	1.6	B1/500		G1/500
BVH (80°-90°)	2.1	0.0			G0/10
UL (90°-100°)	0.0	0.0		U0/0	
UH (100°-180°)	0.0	0.0		U0/0	

BUG Rating: B1-U0-G2
 Type II Medium





REPORT NUMBER: P387038

CATALOG NUMBER: GWC-SA2D-730-U-T2-HSS

CANDELA DISTRIBUTION (FULL):

	0°	5°	15°	25°	35°	45°	55°	65°	66°	75°	85°
0°	1194.0	1194.0	1194.0	1194.0	1194.0	1194.0	1194.0	1194.0	1194.0	1194.0	1194.0
2.5°	1405.3	1399.3	1396.8	1385.9	1366.9	1352.5	1324.6	1292.2	1286.2	1254.8	1216.4
5°	1587.7	1582.7	1579.2	1563.8	1544.4	1508.0	1457.1	1396.8	1385.4	1325.6	1248.8
7.5°	1714.8	1723.8	1723.8	1713.8	1689.4	1662.0	1599.7	1517.4	1503.0	1411.3	1292.2
10°	1789.0	1800.0	1808.5	1816.9	1813.5	1802.5	1743.7	1651.0	1633.6	1512.0	1342.5
12.5°	1796.0	1807.0	1830.9	1866.3	1900.7	1925.6	1888.7	1799.0	1779.1	1628.6	1402.3
15°	1757.1	1768.6	1805.5	1874.3	1957.5	2030.2	2042.2	1963.0	1942.5	1767.6	1477.1
17.5°	1689.4	1696.8	1749.7	1844.9	1975.4	2109.0	2181.2	2138.9	2119.9	1926.6	1560.3
20°	1639.0	1644.5	1690.9	1793.0	1964.5	2158.3	2312.8	2325.8	2305.8	2097.0	1650.5
22.5°	1725.3	1735.2	1736.7	1785.1	1934.6	2182.7	2428.4	2509.6	2494.7	2277.9	1739.2
25°	1961.0	1972.4	1934.6	1904.7	1960.0	2193.7	2527.6	2698.0	2686.1	2472.8	1828.4
27.5°	2272.4	2284.4	2235.6	2146.4	2093.0	2235.1	2615.8	2889.4	2888.9	2679.1	1924.6
30°	2578.4	2590.4	2540.5	2451.3	2328.7	2352.2	2692.0	3089.7	3092.7	2891.9	2026.7
32.5°	2899.3	2914.3	2863.0	2748.3	2620.3	2554.5	2799.2	3291.0	3308.0	3138.5	2141.9
35°	3264.1	3266.1	3193.9	3073.8	2926.3	2825.1	2971.1	3516.8	3557.2	3444.0	2287.9
37.5°	3621.9	3636.4	3577.1	3387.7	3252.2	3137.6	3226.8	3798.8	3856.2	3817.3	2478.7
40°	3887.1	3917.5	3909.0	3704.7	3576.1	3494.4	3544.2	4134.2	4207.0	4251.8	2719.4
42.5°	4053.5	4076.4	4115.3	3992.2	3875.6	3889.0	3918.9	4524.9	4614.6	4747.2	2996.0
45°	4244.4	4255.3	4287.7	4233.4	4154.7	4290.2	4316.6	4965.0	5059.2	5279.9	3303.0
47.5°	4477.6	4503.5	4512.5	4462.6	4426.8	4645.0	4699.8	5365.1	5497.2	5850.5	3627.9
50°	4774.6	4781.6	4797.0	4764.6	4728.8	4950.0	5043.7	5785.2	5905.3	6423.1	3948.3
52.5°	5065.1	5090.0	5143.9	5123.4	5109.0	5209.6	5350.2	6164.0	6298.0	6900.5	4268.3
55°	5148.9	5170.3	5356.2	5483.2	5600.8	5529.6	5643.2	6503.3	6648.4	7327.1	4576.3
57.5°	4814.5	4857.8	5179.7	5510.6	5998.5	6026.9	6045.9	6851.7	6981.7	7654.0	4896.7
60°	3969.3	3977.8	4506.0	5073.6	5932.7	6461.0	6633.9	7225.9	7335.1	7958.5	5280.4
62.5°	2524.6	2610.8	3190.4	3991.7	5237.1	6398.2	7345.0	7792.0	7831.9	8323.8	5830.6
65°	1202.5	1258.3	1675.9	2466.3	3793.4	5594.4	7835.9	8816.1	8834.1	9047.9	6565.6
67.5°	665.8	692.7	891.5	1327.6	2217.6	3956.3	7637.6	10029.1	10046.0	9787.4	7210.5
69°	520.8	543.7	700.2	1000.7	1503.5	2843.5	6911.5	10384.4	10434.7	9999.2	7233.4
70°	442.0	464.5	603.0	845.2	1209.0	2197.2	6152.0	10296.2	10349.5	9979.3	7062.5
72.5°	270.6	283.6	401.7	595.0	810.3	1105.3	3793.9	8707.5	8797.7	9154.0	6069.8
75°	182.4	189.4	251.2	410.6	579.6	569.1	1970.9	6137.6	6332.9	7120.8	4483.1
77.5°	130.6	137.0	168.4	265.6	406.1	375.7	892.5	3814.3	3856.2	4270.8	2444.9
80°	74.3	80.2	119.1	158.0	275.6	250.7	354.8	1821.9	1842.9	1831.4	816.3
82.5°	38.9	43.9	65.3	104.2	176.9	164.0	147.5	610.0	613.0	509.8	178.9
85°	7.5	9.0	32.4	71.3	91.2	71.3	60.3	143.0	146.0	129.1	44.4
87.5°	0.0	0.5	13.0	15.9	17.9	18.4	19.4	27.9	29.9	40.4	12.0
90°	0.0	0.0	0.0	0.0	0.0	0.0	0.0	0.0	0.0	0.0	0.0



REPORT NUMBER: P387038
 CATALOG NUMBER: GWC-SA2D-730-U-T2-HSS

CANDELA DISTRIBUTION (continued):

	90°	95°	105°	115°	125°	135°	145°	155°	165°	175°	180°
0°	1194.0	1194.0	1194.0	1194.0	1194.0	1194.0	1194.0	1194.0	1194.0	1194.0	1194.0
2.5°	1199.5	1181.6	1147.2	1107.3	1076.4	1046.0	1022.1	997.2	988.2	983.7	983.2
5°	1211.5	1173.6	1100.8	1026.1	964.8	907.0	865.6	826.2	807.8	799.3	795.8
7.5°	1231.4	1170.6	1053.5	939.4	851.2	778.9	721.6	678.7	657.3	648.3	644.9
10°	1254.8	1166.6	998.2	847.7	735.1	660.3	603.5	561.1	537.7	527.7	522.8
12.5°	1282.2	1159.6	934.4	755.0	635.9	561.1	492.4	440.0	413.1	401.7	396.2
15°	1316.1	1152.7	867.6	667.8	548.7	457.5	382.2	346.8	341.4	339.4	339.9
17.5°	1349.5	1141.7	794.9	581.6	457.0	357.3	318.9	316.9	317.9	317.9	317.9
20°	1379.4	1116.8	715.6	507.8	369.8	301.5	293.5	290.0	287.5	285.5	283.1
22.5°	1402.8	1083.4	639.4	434.6	302.0	276.1	263.6	252.7	243.7	237.7	234.7
25°	1418.8	1039.0	569.6	364.3	271.6	251.2	228.7	210.3	196.3	187.9	184.4
27.5°	1430.7	991.2	507.3	305.0	250.7	222.3	192.9	170.9	156.5	149.0	146.0
30°	1439.2	936.9	452.5	268.1	227.2	191.9	160.5	139.0	128.6	124.6	122.6
32.5°	1447.2	876.6	400.7	250.7	205.3	164.0	134.6	118.1	111.6	106.6	105.1
35°	1467.1	820.8	351.3	232.2	182.9	140.0	115.6	103.7	97.2	94.2	93.2
37.5°	1514.5	779.4	304.0	213.3	160.5	121.1	101.2	92.7	86.7	83.7	82.7
40°	1590.7	758.5	264.1	192.9	138.5	106.6	91.7	83.7	77.2	72.8	71.8
42.5°	1702.8	761.5	236.2	172.4	121.1	95.2	82.7	73.3	66.3	62.3	61.3
45°	1838.9	783.4	216.8	152.5	106.6	86.2	72.8	62.8	56.3	52.8	51.8
47.5°	1986.4	818.8	200.8	134.6	95.2	77.7	62.8	52.3	46.8	43.9	43.4
50°	2141.9	853.2	184.4	117.1	85.2	69.3	52.8	43.4	38.9	36.4	35.4
52.5°	2299.3	893.0	169.4	101.2	76.7	59.3	43.9	35.4	31.9	29.9	28.9
55°	2468.8	922.9	155.0	88.7	68.3	50.3	36.4	29.4	26.4	23.9	23.4
57.5°	2668.1	969.3	140.0	76.7	58.3	41.9	29.9	23.4	20.9	18.4	17.9
60°	2937.2	1023.6	124.1	67.8	47.8	34.4	24.4	18.9	15.9	14.0	13.5
62.5°	3292.0	1083.9	104.2	59.3	38.9	27.9	19.4	15.0	11.5	9.0	9.0
65°	3742.0	1182.1	85.2	49.8	31.9	22.9	15.0	11.0	6.5	4.0	4.0
67.5°	4004.7	1199.0	68.8	40.9	25.9	19.4	12.5	7.5	2.0	0.5	0.0
69°	3920.4	1100.8	58.3	34.9	22.4	18.4	11.5	5.5	1.0	0.0	0.0
70°	3762.0	1006.6	51.3	30.9	20.4	17.4	11.0	4.0	1.0	0.0	0.0
72.5°	3108.6	716.6	38.9	22.9	15.0	15.4	10.0	2.5	1.0	0.0	0.0
75°	2264.5	435.5	27.9	15.9	9.5	11.5	7.0	1.0	0.5	0.0	0.0
77.5°	1259.8	205.3	17.4	9.0	6.0	7.0	3.5	0.0	0.0	0.0	0.0
80°	409.1	55.8	8.0	5.0	3.5	4.0	1.5	0.0	0.0	0.0	0.0
82.5°	75.7	15.9	4.5	2.5	1.0	1.0	0.0	0.0	0.0	0.0	0.0
85°	16.4	6.5	2.5	1.0	0.0	0.0	0.0	0.0	0.0	0.0	0.0
87.5°	5.5	2.0	0.5	0.0	0.0	0.0	0.0	0.0	0.0	0.0	0.0
90°	0.0	0.0	0.0	0.0	0.0	0.0	0.0	0.0	0.0	0.0	0.0

Signify Classified - Internal
Cooper Lighting Solutions Photometric Lab
1121 Highway 74 South
Peachtree City, GA 30269

Scaled Data Report



Report Generated By 670245982

Signify Classified - Internal
Cooper Lighting Solutions Photometric Lab
1121 Highway 74 South
Peachtree City, GA 30269

Scaled Data Report



Signify Classified - Internal
Cooper Lighting Solutions Photometric Lab
1121 Highway 74 South
Peachtree City, GA 30269

Scaled Data Report



Signify Classified - Internal
Cooper Lighting Solutions Photometric Lab
1121 Highway 74 South
Peachtree City, GA 30269

Scaled Data Report



Signify Classified - Internal
Cooper Lighting Solutions Photometric Lab
1121 Highway 74 South
Peachtree City, GA 30269

Scaled Data Report



--- HS — SS

Signify Classified - Internal
Cooper Lighting Solutions Photometric Lab
1121 Highway 74 South
Peachtree City, GA 30269

Scaled Data Report



u

Signify Classified - Internal
Cooper Lighting Solutions Photometric Lab
1121 Highway 74 South
Peachtree City, GA 30269

Scaled Data Report



Signify Classified - Internal
Cooper Lighting Solutions Photometric Lab
1121 Highway 74 South
Peachtree City, GA 30269

Scaled Data Report



(END OF REPORT)